

HOW TO USE

Register your device at
www.gpen.com/register

1



CHARGE

- Use any USB-C charger

2








LOAD

- Remove mouthpiece
- Fully load chamber with dry material
- Pack with included pick tool
(Do not overpack)

3



ACTIVATE

- Hold**  for 3 seconds to power on
- **+** Adjust session temperature
- Tap 2X**  *(within 2 seconds)* to start a session
- Tap 2X**  to cancel session anytime
-  Draw from the mouthpiece
(For best results take long & sustained draws)
- Tap 5X**  to access device settings menu

4



CLEAN

- Clean Mouthpiece Filter Screen & bowl after every use with included pick tool
- For a deep clean remove the mouthpiece insert and clean with Isopropyl Alcohol

**Let parts dry completely before reassembling*